



GOVERNMENT OF HARYANA / हरियाणा सरकार

Directorate School Education

विद्यालय शिक्षा निदेशालय

शिक्षा, संस्कृति एवं विकास
Education, Culture and DevelopmentSchool Education, Haryana
विद्यालय शिक्षा, हरियाणातमसो मा ज्योतिर्गमय
Lead me from Darkness to Light

Off.: Shiksha Sadan, Sector 5, Panchkula, Haryana 134109 (India) - Tel: 91(0172)-2560246 Fax: 91(0172)-2560253

कार्यालय: शिक्षा सदन, सेक्टर 5 पंचकुला-134109 (भारत) दूरभाष : 91 (0172) 2560246 फैक्स: 91 (0172) 2560253

e-mail: edusecondaryhry@gmail.com - site: www.schooleducationharyana.gov.in

To

All the District Education Officers
All the District Elementary Education Officers in the State.

Memo No. 8/15-2017 PS (1)

Dated, Panchkula the:- 23/04/17

Subject:- Uploading online information for admission under Rule 134-A.

Refer to the subject cited above.

It is intimated that online module for providing information regarding number of students admitted and No. of Vacancies during academic session 2017-18 in each class under Rule 134-A of Haryana School Education Rules, 2003 has been developed and made live for all privately managed recognised schools of the State.

You are directed to convey all concerned private schools of your district to furnish the information online on MIS Portal i.e. hryedumis.gov.in which can be accessed through the link available on departmental website i.e. schooleducation haryana.gov.in (through icon 134-A on "online segment"). All privately managed schools (affiliated to any board CBSE/ICSE/BOSE etc.) may be directed to submit the information latest by 20.03.2017 positively. The detailed proforma in which information is to be given is also annexed here with. An intake of 60 students in each class will be considered for calculation of seats for admission under Rule 134-A of Haryana School Education Rules, 2003 during academic session 2017-18, if no information is provided by any school and action will also be taken as per Haryana School Education Act, 1995 and its Rules, 2003 which includes withdrawal of NOC/cancellation of recognition etc amended from time to time.

A detailed advertisement is also being published in some of the newspapers for information of the general public/schools. The detailed user-manual for filling up this online information is also annexed herewith and is also available on the departmental website.


Above instructions may be complied with strictly.

Deputy Director PS
For Director Secondary Education,
Haryana, Panchkula

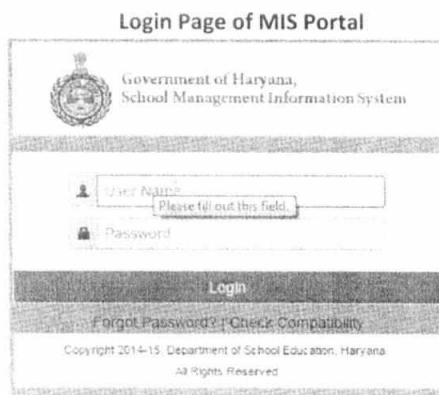


User Manual to declare seats under Section 134A for Private Schools under Haryana:-

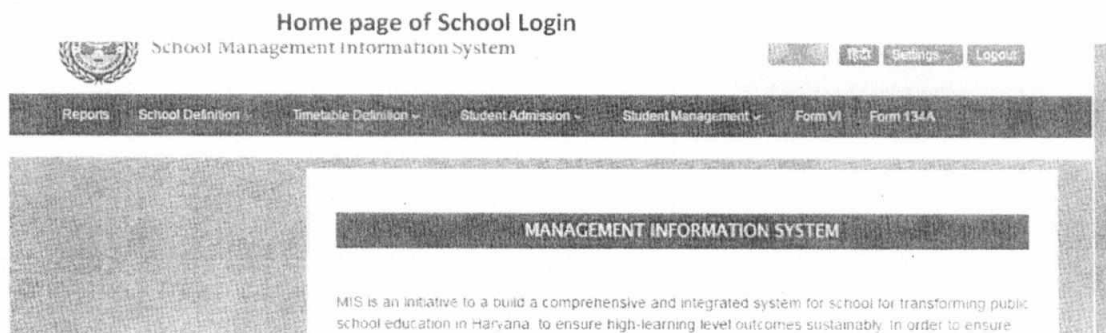
1. Visit MIS Portal i.e. <http://hryedumis.gov.in/> from your browser .
2. Or visit website of School Education Department i.e. www.schooleducationharyana.gov.in
3. Click on “134A (Pvt. School)” link on the right side of. You will be redirected to the webportal on the URL from where you can login to MIS Portal .
4. Both steps i.e. step mentioned at Sr. No. 1 and steps mentioned at Sr. No. 2 and 3 above will redirect you on MIS Portal i.e. hryedumis.gov.in screen shot of which is given below:



5. Click on School & Employees Login. You will be directed to Login page , SCREEN Shot of which is given below



6. Enter your Username and Password to login page .
7. After successfully login you reached to your account's home page, screen shot of which is given below :



8. Click on “134A” and to declare seats under section 134A in respect of your School.


Home page of 134A



9. Click on the "Seat Declaration Form" link at left side of the page.
10. Following window will open:-

Class	Total Seats	Total Seats	No. of Seats Available	No. of Seats Filled	No. of Seats Vacant
I					
II					
III					
IV					
V					
VI					
VII					
VIII					
IX					
X					
XI					
XII					

11. Fill up all the columns of the form.
12. Click on save button to save the form and following message will appear on the screen :-



13. Click on "ok" button.

14. After click on "Ok" button following window will open:-

Class	Total Seats	Total Vacate	No. of Seats available	No. of Seats already filled up by the eligible students under Rule 134A (during 2016-17)
I				
II				
III				
IV				
V				
VI				
VII				
VIII				
IX				
X				
XI				
XII				

15. If you want to show/edit the form you can update it after click on Edit/Show button.

16. Following window will appear on the screen with filled up data:-


Class	Total Seats	Total Vacate	No. of Seats available	No. of Seats already filled up by the eligible students under Rule 134A (during 2016-17)
I	40	10	30	2
II	40	10	30	1
III	40	10	30	1
IV	40	10	30	1
V	40	10	30	1
VI	40	10	30	1
VII	40	10	30	1
VIII	40	10	30	1
IX	40	10	30	1
X	40	10	30	1
XI	40	10	30	1
XII	40	10	30	1

17. Make the changes, if any.

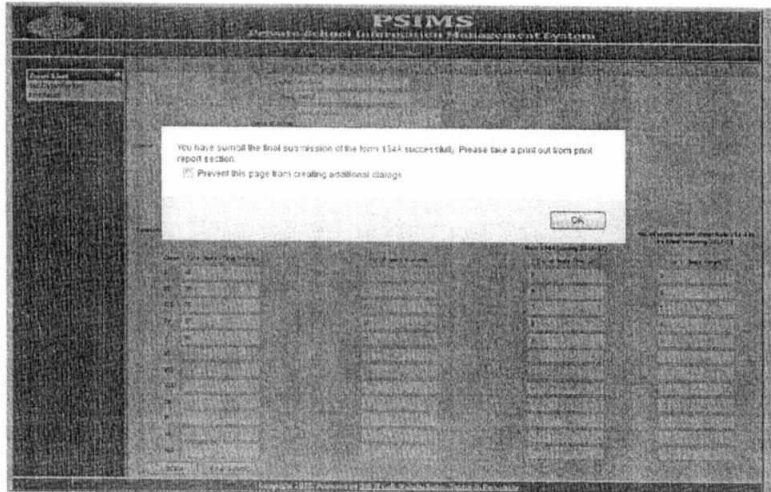
18. And click on update button to update the data.

19. Click on final submit to submit the data to department and after that you can't make any changes in the form.

20. Before final submit, a warning message will also appear to make sure to final submit the form as follows:-



21. Click on "ok" button if you really want to submit the form or otherwise click on cancel button.
22. Following message will appear on the screen if your form is successfully submitted to the department:-



23. Then take a print out of the form after click on "ok" button.